

FINDING THE HOSPITAL from Clay Street Garage

Directions from Clay Street Garage to the Hospital (2333 Buchanan Street).
During after-hours, access the Hospital Entrance via the Clay Street Steps.



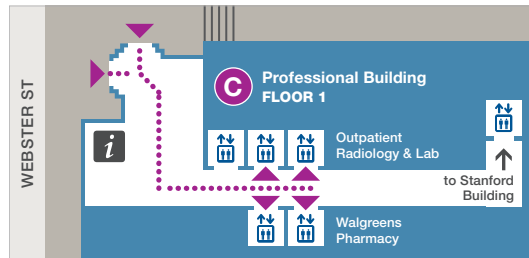
Step One

From Clay Street Garage, cross Webster Street and enter the Professional Building (2100 Webster Street).



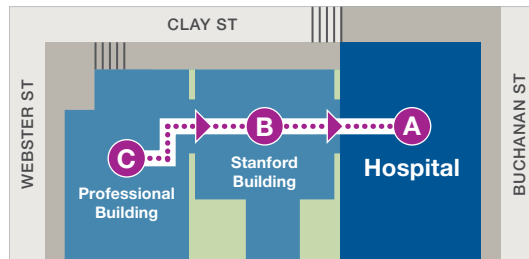
Step Two

Take the Professional Building elevators from Floor 1 to **Floor 5**.



Step Three

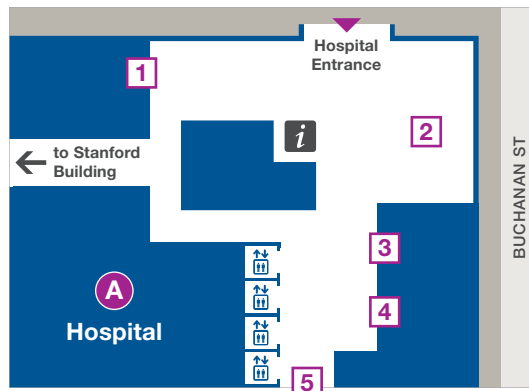
Exit the elevator on Floor 5 and follow the **blue signs** to the Hospital.



Hospital Lobby, Floor 1



- Elevator
- Information Desk
- 1 Admitting & Registration
- 2 Waiting Area/Surgery Waiting
- 3 Gift Shop
- 4 Cafe/Food/Drink
- 5 Kanbar Cardiac Center (EKG)



California Pacific
Medical Center

A Sutter Health Affiliate

Pacific Campus

FINDING YOUR WAY

Welcome to California Pacific Medical Center's Pacific Campus.
Please direct any questions to the Information Desk located in the Hospital Lobby at 2333 Buchanan St.

CAMPUS MAP

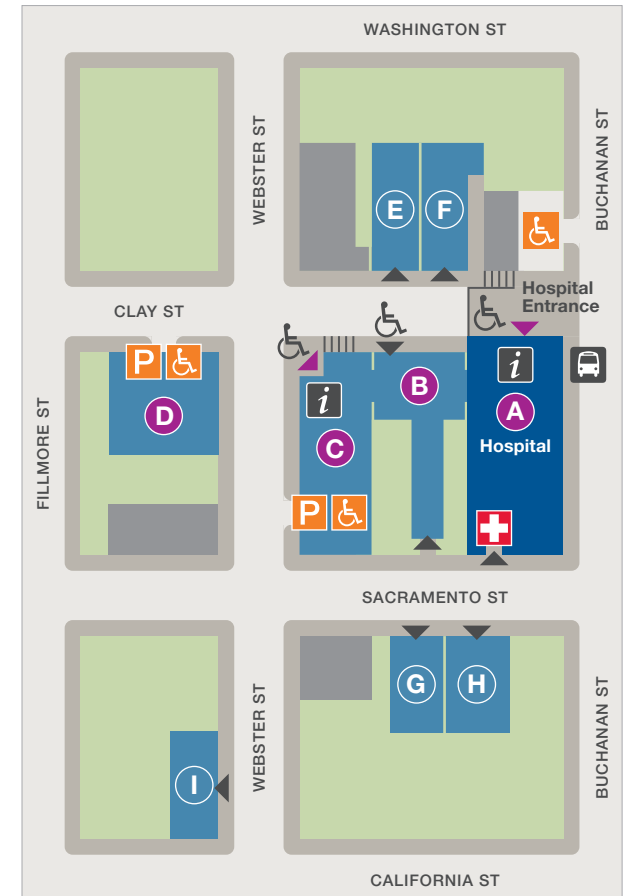
- A** Hospital
2333 Buchanan Street
- B** Stanford Building
2351 Clay Street
- C** Professional Building
2100 Webster Street
- D** Clay Street Garage
Entry on Clay Street
- E** Outpatient Rehabilitation
2360 Clay Street
- F** Doctor's Offices/Transplant
2340 Clay Street
- G** 2329 Sacramento Street
- H** Mental Health Center
2323 Sacramento Street
- I** Institute for Health & Healing
Doctor's Offices
2300 California Street

HOSPITAL DROP-OFF

Hospital visitors and patients can be dropped off at the Buchanan Street entrance.

HOSPITAL AFTER-HOURS

During after-hours, please use the Buchanan Street entrance.



P Public Parking

Accessible Parking

Building Entrance

Accessible Entrance










Emergency Department

Information Desk

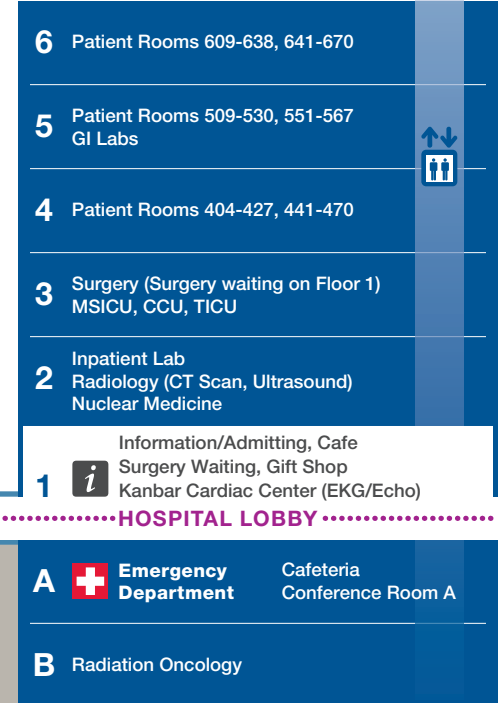
Steps

Shuttle Stop

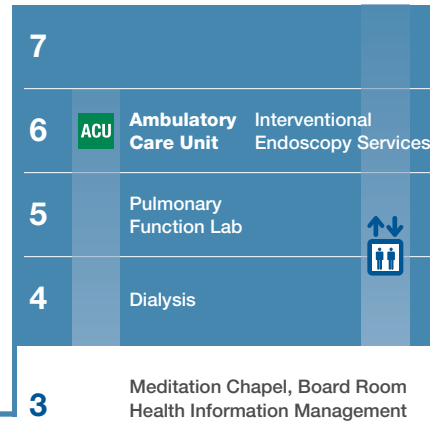
FINDING YOUR WAY

-  Elevator
-  Public Parking
-  Building Entrance
-  Ambulatory Care Unit
-  Accessible Entrance
-  Emergency Department
-  Information Desk
-  Hospital Access
-  Shuttle Stop

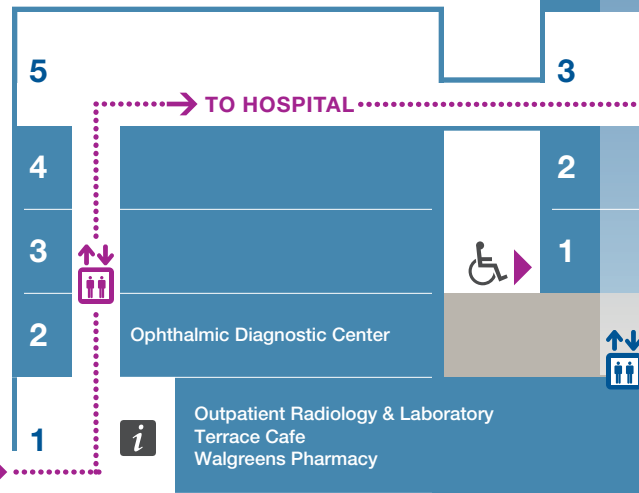
A Hospital
2333 Buchanan Street



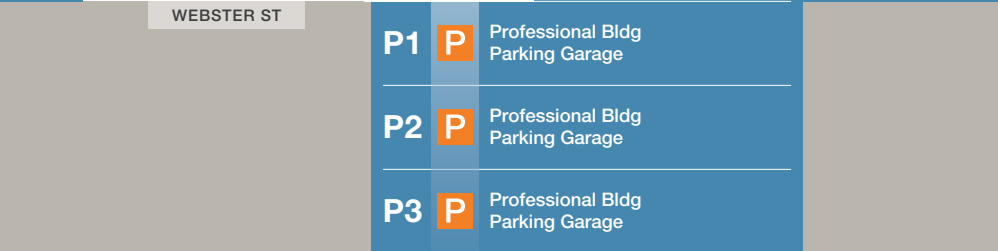
B Stanford Building
2351 Clay Street



C Professional Building
2100 Webster Street



D Clay Street Garage



Hospital Entrance
 

BUCHANAN ST